

What patients want



What is the patient looking for?

The patient is complying with a doctor when. Recently the crucial aspects of the doctor-patient relationship has been investigated.

Which are the main topics ?

- To make eye contact
- Show interest in patient's health issues
- Clearly explain everything in understandable language
- Spend enough time chatting to the patient
- Schedule appointments within 1 or 2 weeks
- Arrange a medical and nursing staff which follow up the patient all-time
- To be empathetic and friendly to the patient
- Involve the patient in checking the options
- To be highly titrated and skilled

Beyond that, a patient who comes for **Aesthetic Medicine** also requires :

- to be inquired about the risk of side effects or poor results
- Best results with minimal discomfort
- Painless treatments
- Quick results with a short downtime
- Permanent or long-lasting results

For this reason your patients will love lesc treatment for **non invasive body contouring**.



LESC hands on training by Lesc Medical Association

Training courses and qualification are open around the world to plastic surgeons, dermatologists and physicians practising Aesthetic Medicine.

Information about courses, schedule and training topics are available.

EFFE3i
ELETTROMEDICALI

Exclusive Distributor
of Microlipocavitation device
for Non Invasive Body Contouring

26028 Sesto Cremonese (CR)
Via delle Corti, 20
Tel. 0372 76565 - 335 6700919
www.microlipo.it
info@microlipo.it

EFFE3i
ELETTROMEDICALI

Subcutaneous Lipoemulsion

Results
with
a single
session!

The most innovative
and reliable technology
for the removal of cellulite
and localized fat deposits.

approved by LESC



Microlipocavitation multifrequency

The new gold standard in body contouring

Microlipocavitation is an **ultrasonic device** composed of an ultrasonic handpiece equipped with a probe of 2mm diameter directly introduced in the fatty tissue through a skin incision.

The electrical energy supplied by the machine is converted into vibratory energy. The **cavitation device** is located on the handpiece to avoid thermal damage to the overlying skin and to the fatty tissue (25 degrees at the tip of the probe).

The treatment duration is about 20 to 30 minutes for each area.

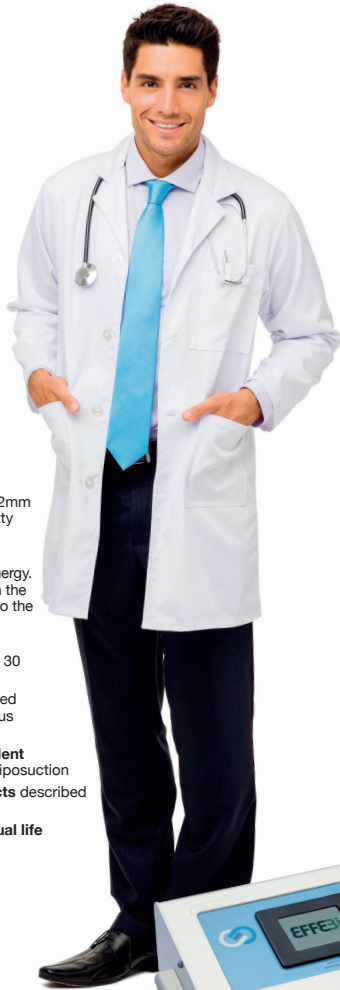
- The **emulsified fat** is partly aspirated and partly reabsorbed by the venous lymphatic system
- A single treatment allows an **excellent result** comparable to a traditional liposuction
- **No permanent** or major **side effects** described
- It is an in-office procedure (the patient can go back to his **usual life immediately** after the treatment).



Handpiece for localized fatty tissue



The device is entirely produced in Italy, has a full certification and is registered at the Health Department.



LESC subcutaneous Lipoemulsion


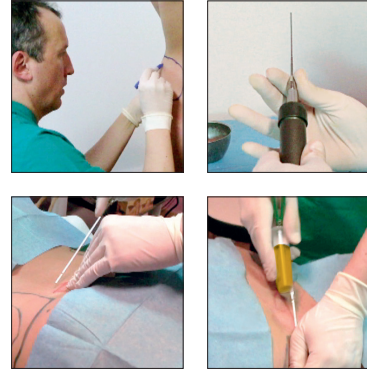
Subcutaneous Lipoemulsion (LESC)

Is a minimally invasive body contouring technique based on an US device, to emulsify fat within a targeted area, while preserving blood vessels, nerves and collagen fibers. LESC was introduced in 2010 in response to the limitations of traditional liposuction and other energy-based technologies as laser or radiofrequency.

Superior results are obtained with 50 percent less energy delivered to tissues compared to the earlier internal ultrasound-assisted devices and 50 percent more efficiency. **Over 10,000 treatments since 2010. No complications associated with the technology**

How does it works

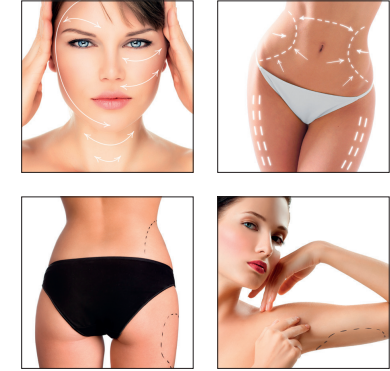
The tumescent fluid infiltrated at the beginning of the treatment naturally contains small gas bubbles. As the fluid is infused, the microbubbles become dispersed throughout the tissue matrix. Due to the relatively loose packing of the fatty tissue the tumescent fluid surrounds the fat cells, allowing the bubbles to infiltrate between individual cells. As the fat cells are displaced, they are mixed with the tumescent solution. This further breaks down the fat clumps into smaller groups of intact fat cells, which are then aspirated.



Set 2mm in size probe for localized fatty tissue

Set 1mm in size probe for cellulite

The patients' most required treatment



Features

- **Improved tissue retraction and draping** (thinning the superficial fatty layer reduces the subdermal, non-compressible volume, allowing the dermal layer to contract)
- Areas with significant fibrosity such as the neck and back are **successfully treated**
- By treating the fatty tissue prior to extraction, aspiration can be performed with **less avulsion**, resulting in **less trauma** to the surrounding area.
- In-office **procedure performed** under local anaesthesia.
- **Spontaneous healing** of the incision without stitches.

chin and neck

upper limbs

male breast

abdomen

hips

trochanter

buttock

inner thigh

knees

ankles and calves

